


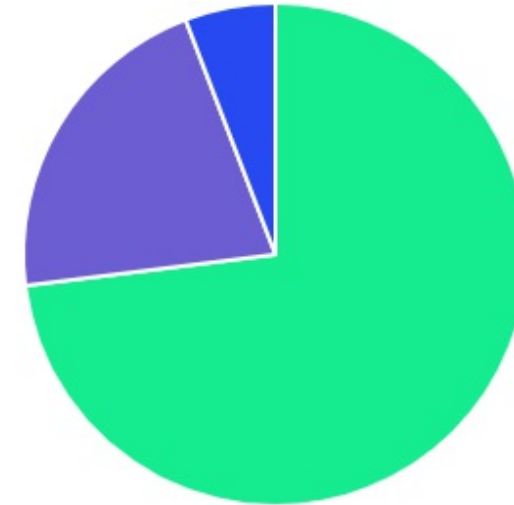








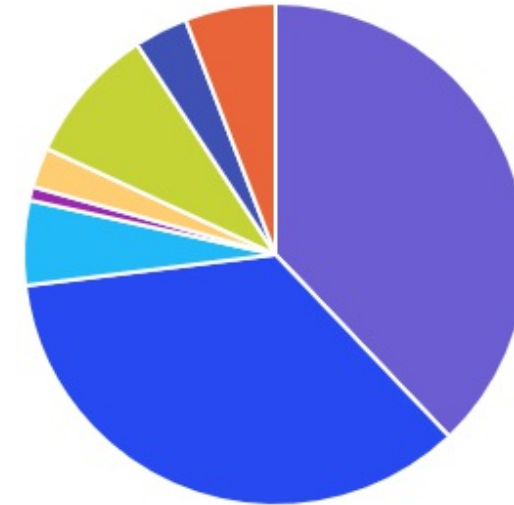











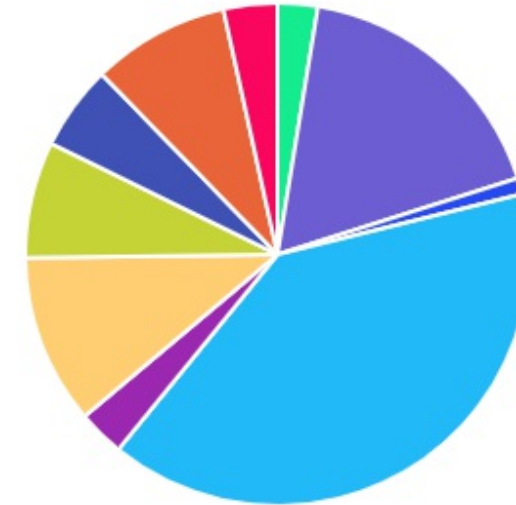
| CLASSE | PERCENTUAL | VALOR | LEG. |
|---------------------------|----------------|---------------------------|---|
| Renda Fixa | 73,02% | R\$ 89.892.450,21 |  |
| Renda Variável | 21,17% | R\$ 26.066.621,90 |  |
| Investimentos no Exterior | 5,80% | R\$ 7.145.220,54 |  |
| Total | 100,00% | R\$ 123.104.292,65 | |









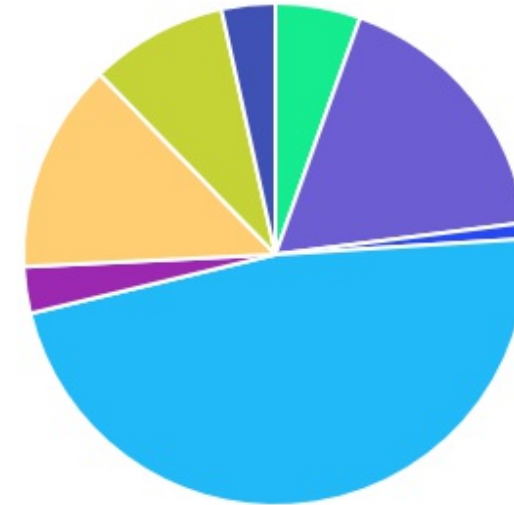
| ENQUADRAMENTO | PERCENTUAL | VALOR | LEG. |
|------------------------------------|----------------|---------------------------|---|
| Artigo 7º, Inciso I, Alínea " b " | 37,89% | R\$ 46.640.613,05 |  |
| Artigo 7º, Inciso IV, Alínea " a " | 35,13% | R\$ 43.251.611,56 |  |
| Artigo 8º, Inciso IV, Alínea " a " | 8,82% | R\$ 10.859.991,42 |  |
| Artigo 9º - A, Inciso III | 5,80% | R\$ 7.145.220,54 |  |
| Desenquadrado - RV | 5,45% | R\$ 6.712.617,64 |  |
| Artigo 8º, Inciso IV, Alínea " b " | 3,45% | R\$ 4.246.591,33 |  |
| Artigo 8º, Inciso III | 2,58% | R\$ 3.170.298,98 |  |
| Artigo 8º, Inciso II, Alínea " a " | 0,87% | R\$ 1.077.122,53 |  |
| Desenquadrado - RF | 0,00% | R\$ 225,60 |  |
| Total | 100,00% | R\$ 123.104.292,65 | |












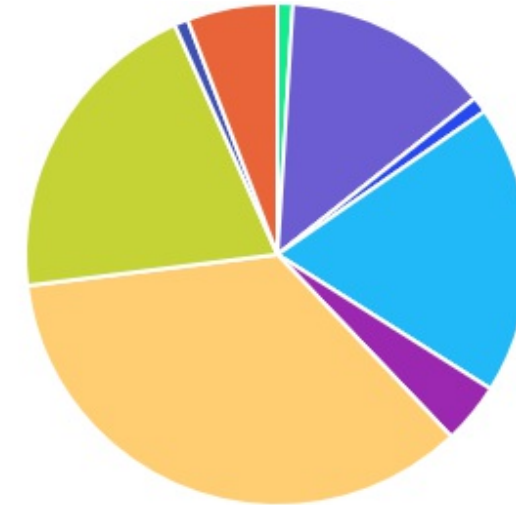
| GESTOR | PERCENTUAL | VALOR | LEG. |
|---------------------|----------------|---------------------------|---|
| CAIXA ECONOMICA | 39,75% | R\$ 48.929.852,24 |  |
| BB GESTAO | 17,52% | R\$ 21.563.240,35 |  |
| ARENA CAPITAL | 10,93% | R\$ 13.450.483,13 |  |
| LAD CAPITAL | 8,82% | R\$ 10.859.991,42 |  |
| CAIXA DISTRIBUIDORA | 7,48% | R\$ 9.210.753,88 |  |
| RJI CORRETORA | 5,45% | R\$ 6.712.617,64 |  |
| OURO PRETO | 3,45% | R\$ 4.246.591,33 |  |
| BANCO DO NORDESTE | 3,00% | R\$ 3.687.686,22 |  |
| VCM GESTÃO | 2,58% | R\$ 3.170.524,58 |  |
| BRAM - BRADESCO | 1,03% | R\$ 1.272.551,86 |  |
| Total | 100,00% | R\$ 123.104.292,65 | |







| ADMINISTRADOR | PERCENTUAL | VALOR | LEG. |
|-------------------|----------------|---------------------------|---|
| CAIXA ECONOMICA | 47,23% | R\$ 58.140.606,12 |  |
| BB GESTAO | 17,52% | R\$ 21.563.240,35 |  |
| BFL ADMINISTRAÇÃO | 13,50% | R\$ 16.620.782,11 |  |
| LAD CAPITAL | 8,82% | R\$ 10.859.991,42 |  |
| RJI CORRETORA | 5,45% | R\$ 6.712.843,24 |  |
| PLANNER CORRETORA | 3,45% | R\$ 4.246.591,33 |  |
| SANTANDER CACEIS | 3,00% | R\$ 3.687.686,22 |  |
| BANCO BRADESCO | 1,03% | R\$ 1.272.551,86 |  |
| Total | 100,00% | R\$ 123.104.292,65 | |



| BENCHMARK | PERCENTUAL | VALOR | LEG. |
|----------------|----------------|---------------------------|---|
| CDI | 35,13% | R\$ 43.251.611,56 |  |
| IPCA | 20,30% | R\$ 24.989.499,37 |  |
| IRF-M 1 | 18,62% | R\$ 22.923.228,50 |  |
| IMA Geral ex-C | 13,34% | R\$ 16.422.522,10 |  |
| GLOBAL BDRX | 5,80% | R\$ 7.145.220,54 |  |
| IRF-M 1+ | 3,91% | R\$ 4.818.667,76 |  |
| IDKA PRÉ 2A | 1,03% | R\$ 1.272.551,86 |  |
| IMA-B | 0,98% | R\$ 1.203.868,43 |  |
| IBOVESPA | 0,87% | R\$ 1.077.122,53 |  |
| Total | 100,00% | R\$ 123.104.292,65 | |



| LIQUIDEZ | PERCENTUAL | VALOR LEG. | |
|-----------------------------------|------------|--------------------|---|
| 0 a 30 dias (vide regulamento) | 82,28% | R\$ 101.284.866,66 |  |
| Data de encerramento do Fundo | 14,33% | R\$ 17.639.299,60 |  |
| 31 a 180 dias | 3,40% | R\$ 4.179.900,79 |  |
| Total | 100,00% | R\$ 123.104.292,65 |  |

